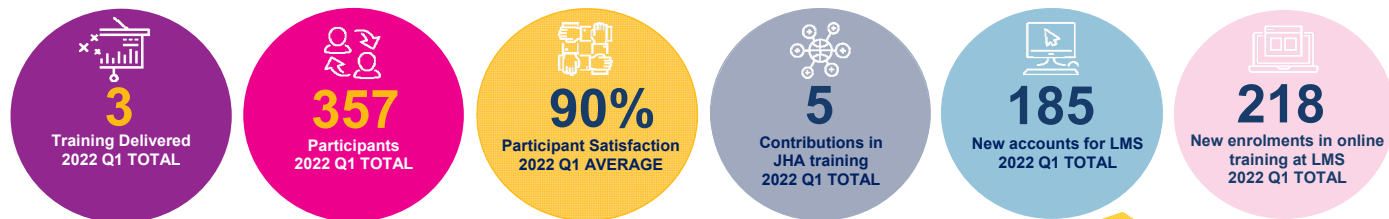
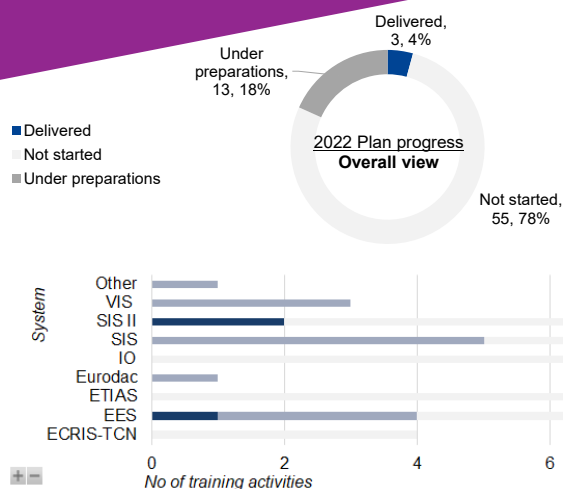


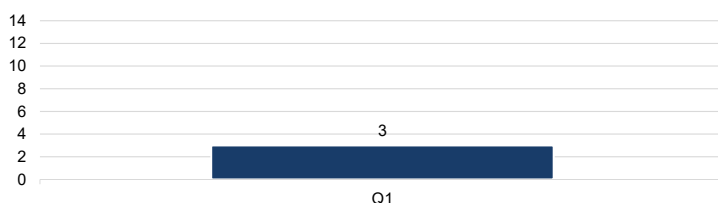
# 2022 Training for Member States Progress Dashboard Q1



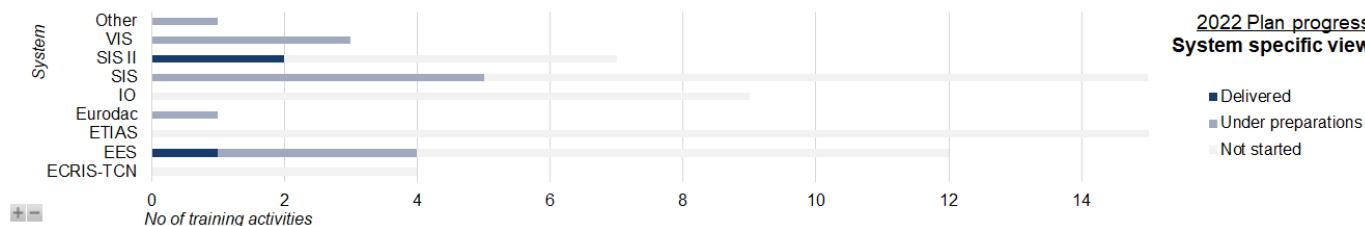
## eu-LISA MS Training Plan 2022 Progress



### 2022 Plan progress Delivery per Quarter Quarter & Number of training activities



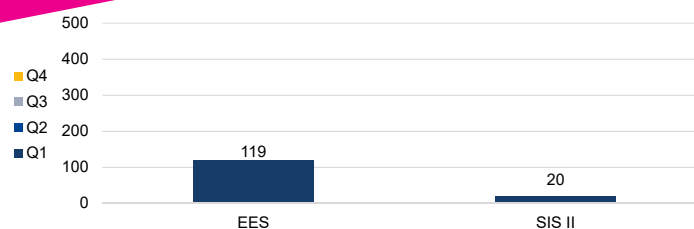
### 2022 Plan progress System specific view



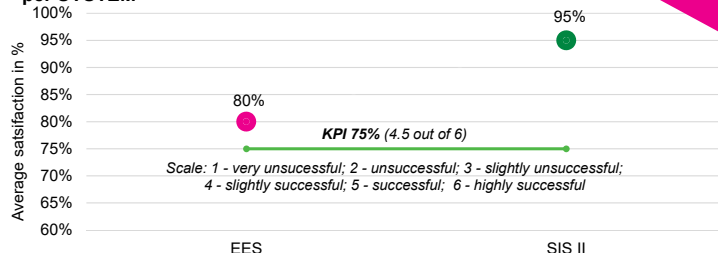
4% of the overall Training Plan 2022 was delivered in 2022 Q1, compared to 14% foreseen. A number of activities is under preparation and this discrepancy between predictions and reality stems from contractual hindrances and extensive coordination with contractors on the deliverables.

## eu-LISA MS Training Plan 2022 Participation & Satisfaction

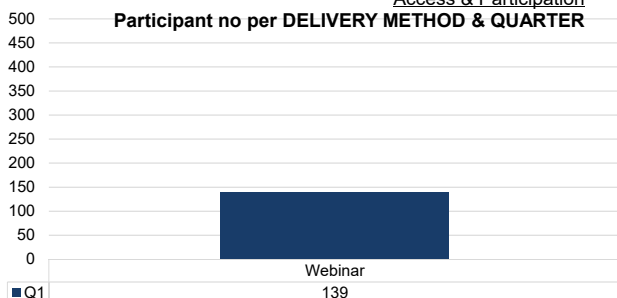
### Participants 2022 per SYSTEM



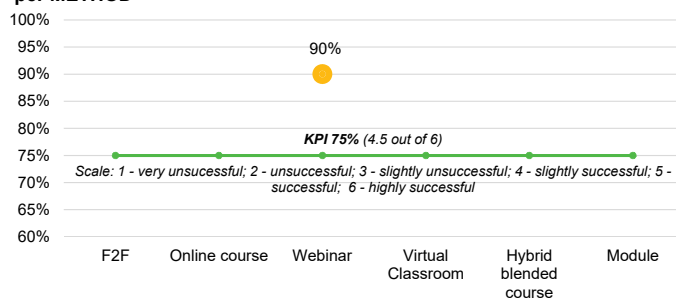
### Participant satisfaction 2022 per SYSTEM



### Access & Participation Participant no per DELIVERY METHOD & QUARTER



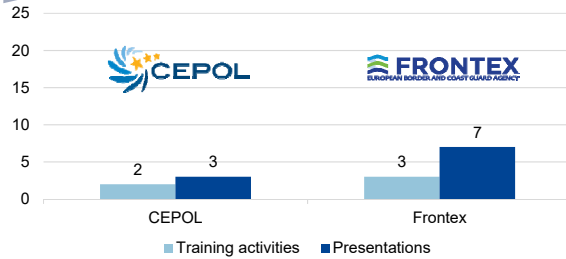
### Training participant satisfaction per METHOD



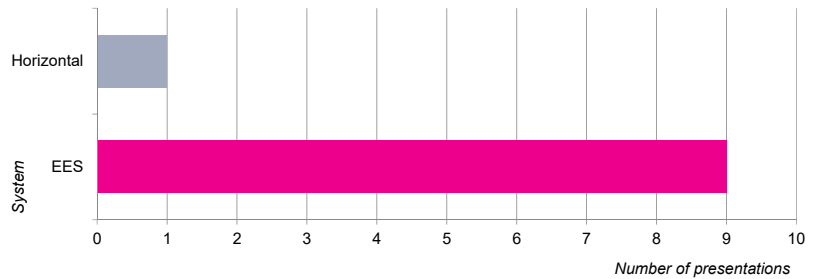
In addition to the 139 participants attending activities held in the 2022, there were also 218 new enrolments in online courses and modules delivered in previous years and available on eu-LISA LMS. All in all, in 2022 Q1, the greatest interest has been related to EES (49%) and Interoperability (20%) focused training.

## eu-LISA MS Training Plan 2022 Cooperation & Collaboration in JHA training field

eu-LISA Contributions  
Training activities and presentations  
per partner



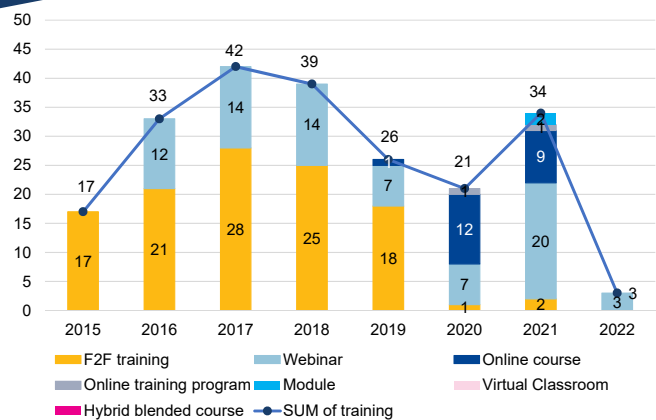
eu-LISA Contributions  
Contributions per system



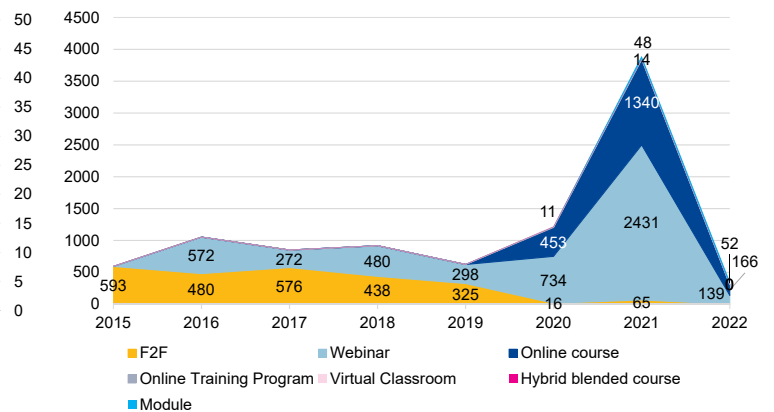
Cooperation with other JHA Agencies in 2022 Q1 faced a **67% increase** compared to 2021 Q1 activities, accompanied by **150% increase** in the **presentations** provided.

## eu-LISA MS Training Evolution Recap 2015 - 2022 Q1

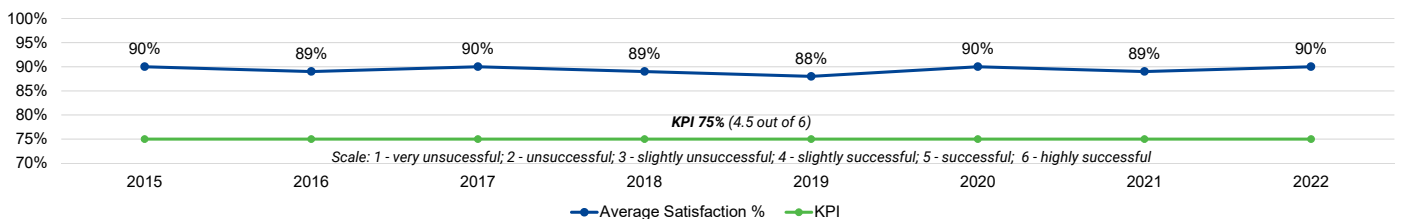
Number of eu-LISA training activities for MS  
2015-2022 Q1



Number of participants in eu-LISA training for MS  
2015-2022 Q1



Satisfaction with eu-LISA MS Training  
2015 - 2022 Q1



The 2022 training plan includes more than 70 activities, more than double compared to 2021. In 2022 Q1, **4%** of these activities were **delivered**.

## Annex 1

List of training delivered in 2022 per quarter

Training (per quarter and system)	Sum of Number of participants
<b>Q1</b>	<b>139</b>
<b>EES</b>	<b>119</b>
Business Use Cases	119
<b>SIS II</b>	<b>20</b>
Schengen Evaluators training for Visit to Spain	10
Schengen Evaluators training for Visit to Sweden	10
<b>Grand Total</b>	<b>139</b>